



8165 E Kaiser Blvd.
 Anaheim, CA 92808
 www.lightlaboratory.com

Report No: L081910657



Report No: L081910657

Issue Date: 9/9/2019

Report Prepared For: Number Eight Lighting Company
 526 Portal Street, Cotati, CA 94931

Model Number: 202-R-BV-HI-3000-15/DIM1-2-SO/FLR-2-BV-WH

Test: Photometric/Colorimetric/Electrical Test

Standards Used: Appropriate part or all test guidelines were used for test performed:
IESNA LM79: 2008 Approved Methods for Electrical and Photometric Measurements of Solid-State Lighting Products
ANSI NEMA ANSLG C78.377: 2008 Specification of the Chromaticity of Solid State Lighting Products
ANSI C82.77:2002: Harmonic Emission Limits-Related Quality Requirements for Lighting Equipment

Description of Sample: Client submitted the sample. Received in working and undamaged condition. No modifications were necessary.

Special Test Condition: Fixture is tested with no special conditions.

Sample Arrival Date: 8/16/19

Date of Tests: 9/3/19 - 9/9/19

Seasoning of Sample: No seasoning was performed in accordance with IESNA LM-79.

Equipment List

Equipment Used	Model No	Stock No	Calibration Due Date
Chroma Programmable AC Source	61604	PS-AC02	--
Yokogawa Digital Power Meter	WT210	MT-EL06-S4	1/9/21
BK PRECISION	1747	PS-DC04	1/10/21
Fluke Digital Thermometer	52K/J	MT-TP05	1/10/21
LLI Type C Goniophotometer System	RMG-C-MKII	CD-LL04-GC	--
LLI 2M Sphere	2MR97	CD-SN03-S2	--
LLI Spectroradiometer	SPR-3000	MT-SC01-S2	Before Use

General Information

Manufacturer:	Number Eight Lighting Company
Model Number:	202-R-BV-HI-3000-15/DIM1-2-SO/FLR-2-BV-WH
Driver Model Number:	INTUITIVE SYSTEMS ISD-701-350-15-D

Test Summary

Total Lumens:	1018.70
Efficacy:	73.06
Color Redering Index:	92.3
Correlated Color Temperature:	3085
Input Voltage (VAC/60Hz):	119.98
Input Current (Amp):	0.1172
Input Power (W):	13.94
Input Power Factor:	0.9914
Current ATHD (%):	7.7%

Test Condition

Ambient Temperature (°C):	25.0
Stabilization Time (Hours):	0:45
Total Operating Time (Hours):	1:45


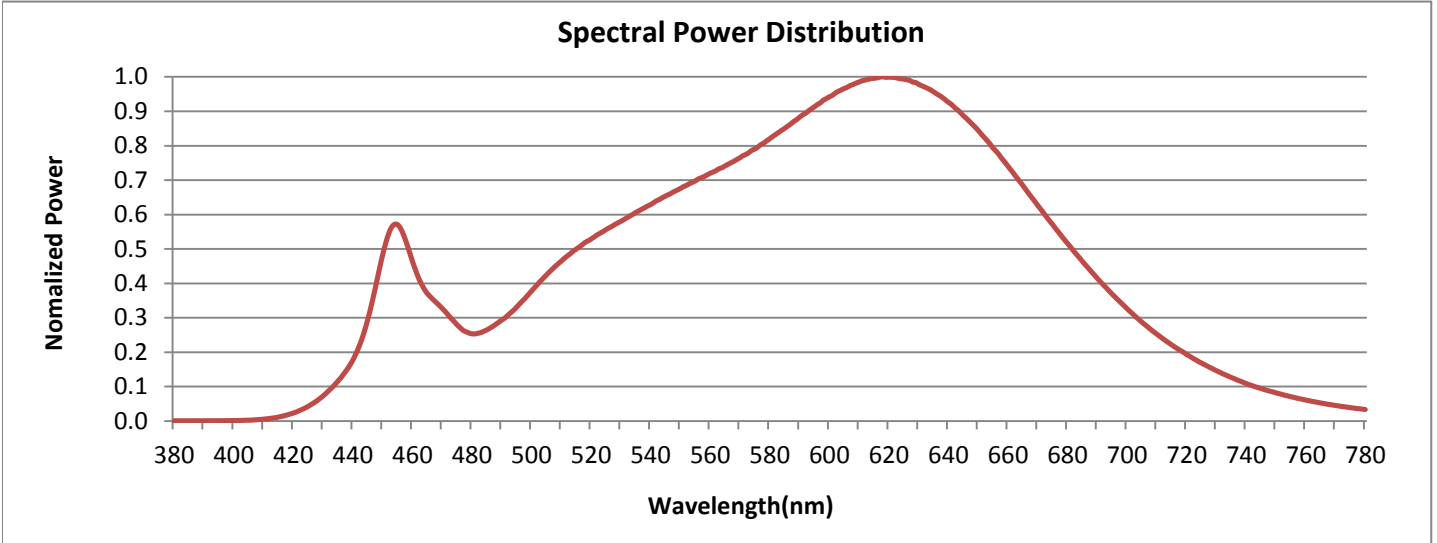


FIG. 1 LUMINAIRE

Colorimetry Test Results

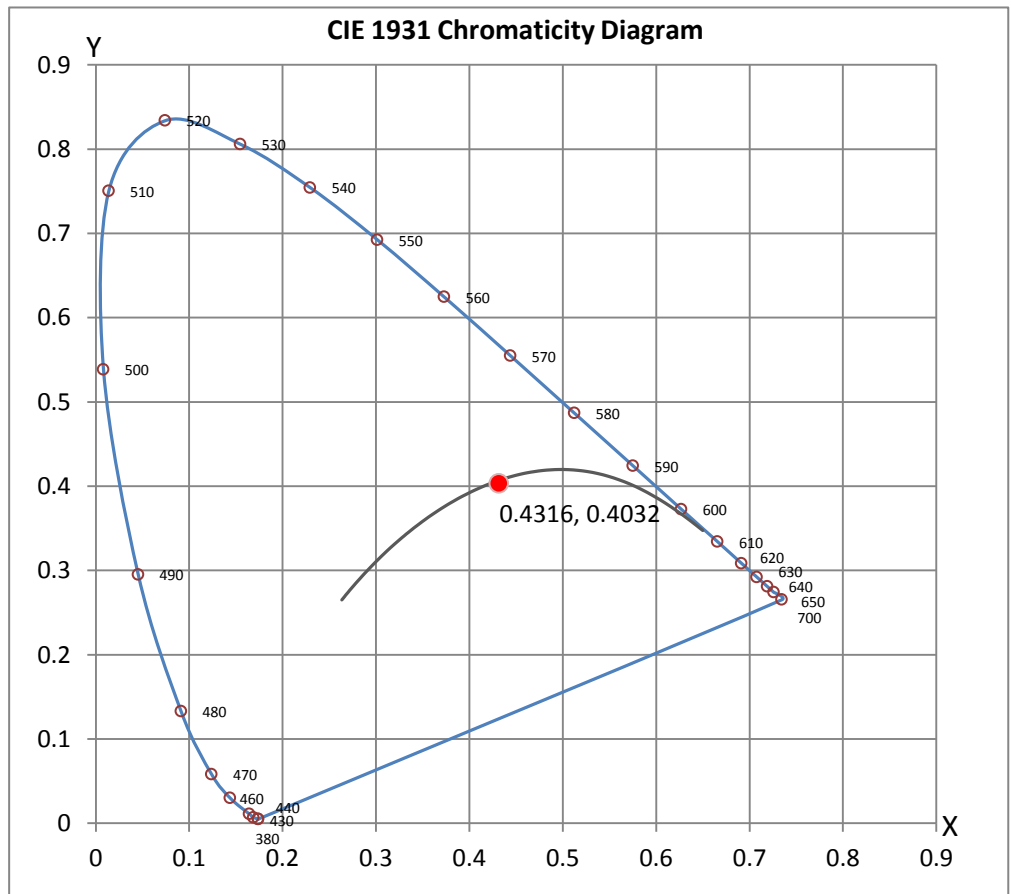


CRI & CCT

x	0.4316
y	0.4032
u'	0.2475
v'	0.5202
CRI	92.30
CCT	3085
Duv	0.00041

R Values

R1	92.22
R2	95.81
R3	97.69
R4	91.97
R5	91.71
R6	94.60
R7	92.29
R8	81.90
R9	59.02
R10	89.00
R11	92.10
R12	77.74
R13	93.18
R14	98.04
R15	88.60



Test Methods

Photometric Measurements - Goniophotometer

A Custom Light Laboratory Type C Rotating Mirror Goniophotometer was used to measure candelas(intensity) at each angle of distribution as defined by IESNA for the appropriate fixture type.

Ambient temperature is set to 25°C and is measured from the center of the fixture, within 1ft from the outside of the fixture. Temperature is maintained at 25°C throughout the testing process and the sample is stabilized for at least 30mins and longer as necessary for the sample to achieve stabilization.

Electrical measurements are measured using the listed equipment.

Spectral Measurements - Integrating Sphere

A Sensing Spectroradiometer SPR-3000, in conjunction with Light Laboratory 2 meter integrating sphere was used to measure chromaticity coordinates, correlated color temperature(CCT) and the color rendering index(CRI) for each sample.

Ambient temperature is set to 25°C and is measured from the center of the fixture, within 1ft from the outside of the fixture. Temperature is maintained at 25°C throughout the testing process and the sample is stabilized for at least 30mins and longer as necessary for the sample to achieve stabilization.

Electrical measurements are measured using the listed equipment.

Disclaimers:

This report must not be used by the customer to claim product certification, approval or endorsement by NVLAP, NIST or any agency of Federal Government.

Report Prepared by : Keyur Patel

Test Report Reviewed by:



Steve Kang
Quality Assurance

**Attached are photometric data reports. Total number of pages: 10*



8165 E. Kaiser Blvd. Anaheim, CA 92808
www.lightlaboratory.com

Photometric Test Report

IES INDOOR REPORT
PHOTOMETRIC FILENAME : L081910657.IES

DESCRIPTION INFORMATION (From Photometric File)

IESNA:LM-63-2002
[TEST] L081910657
[TESTLAB] LIGHT LABORATORY, INC. (www.lightlaboratory.com)
[ISSUE DATE] 9/9/2019
[MANUFAC] Number Eight Lighting Company
[LUMCAT] 202-R-BV-HI-3000-15/DIM1-2-SO/FLR-2-BV-WH
[LUMINAIRE] LED Recessed Adjustable Downlight, 0° Aiming Angle, 3000K 90+ CRI, 15° Beam Spread,
[MORE] Standard Output 1% Dimming Driver, Round Flanged Bevel Trim, 2.25" Aperture
[BALLASTCAT] INTUITIVE SYSTEMS ISD-701-350-15-D
[OTHER] INDICATING THE CANDELA VALUES ARE ABSOLUTE AND
[MORE] SHOULD NOT BE FACTORED FOR DIFFERENT LAMP RATINGS.
[INPUT] 119.98VAC, 13.94W
[TEST PROCEDURE] IESNA:LM-79-08

CHARACTERISTICS

Lumens Per Lamp	N.A. (absolute)
Total Lamp Lumens	N.A. (absolute)
Luminaire Lumens	1019
Total Luminaire Efficiency	N.A.
Luminaire Efficacy Rating (LER)	73
Total Luminaire Watts	13.94
Ballast Factor	1.00
CIE Type	Direct
Spacing Criterion (0-180)	0.34
Spacing Criterion (90-270)	0.34
Spacing Criterion (Diagonal)	0.34
Basic Luminous Shape	Circular
Luminous Length (0-180)	0.27 ft (Diameter)
Luminous Width (90-270)	0.27 ft (Diameter)
Luminous Height	0.00 ft

LUMINANCE DATA (cd/sq.m)

Angle In Degrees	Average 0-Deg	Average 45-Deg	Average 90-Deg
45	1992	1992	1992
55	655	655	655
65	889	889	889
75	726	726	726
85	0	0	0

IES INDOOR REPORT
PHOTOMETRIC FILENAME : L081910657.IES

CANDELA TABULATION

	<u>0</u>
0.0	7493
1.0	7524
3.0	7078
5.0	6216
7.0	5264
9.0	4050
11.0	2823
13.0	1923
15.0	1266
17.0	795
19.5	433
22.5	247
25.5	167
29.0	113
33.0	68
37.5	26
42.5	11
47.5	4
55.0	2
65.0	2
75.0	1
85.0	0
90.0	0

IES INDOOR REPORT
PHOTOMETRIC FILENAME : L081910657.IES

ZONAL LUMEN SUMMARY

Zone	Lumens	%Lamp	%Fixt
0-20	877.17	N.A.	86.10
0-30	969.54	N.A.	95.20
0-40	1003.37	N.A.	98.50
0-60	1014.72	N.A.	99.60
0-80	1018.16	N.A.	99.90
0-90	1018.7	N.A.	100.00
10-90	580.21	N.A.	57.00
20-40	126.20	N.A.	12.40
20-50	135.63	N.A.	13.30
40-70	13.25	N.A.	1.30
60-80	3.44	N.A.	0.30
70-80	1.54	N.A.	0.20
80-90	0.54	N.A.	0.10
90-110	0.00	N.A.	0.00
90-120	0.00	N.A.	0.00
90-130	0.00	N.A.	0.00
90-150	0.00	N.A.	0.00
90-180	0.00	N.A.	0.00
110-180	0.00	N.A.	0.00
0-180	1018.7	N.A.	100.00

Total Luminaire Efficiency = N.A.%

ZONAL LUMEN SUMMARY

Zone	Lumens
0-10	438.49
10-20	438.68
20-30	92.38
30-40	33.82
40-50	9.43
50-60	1.92
60-70	1.90
70-80	1.54
80-90	0.54
90-100	0.00
100-110	0.00
110-120	0.00
120-130	0.00
130-140	0.00
140-150	0.00
150-160	0.00
160-170	0.00
170-180	0.00

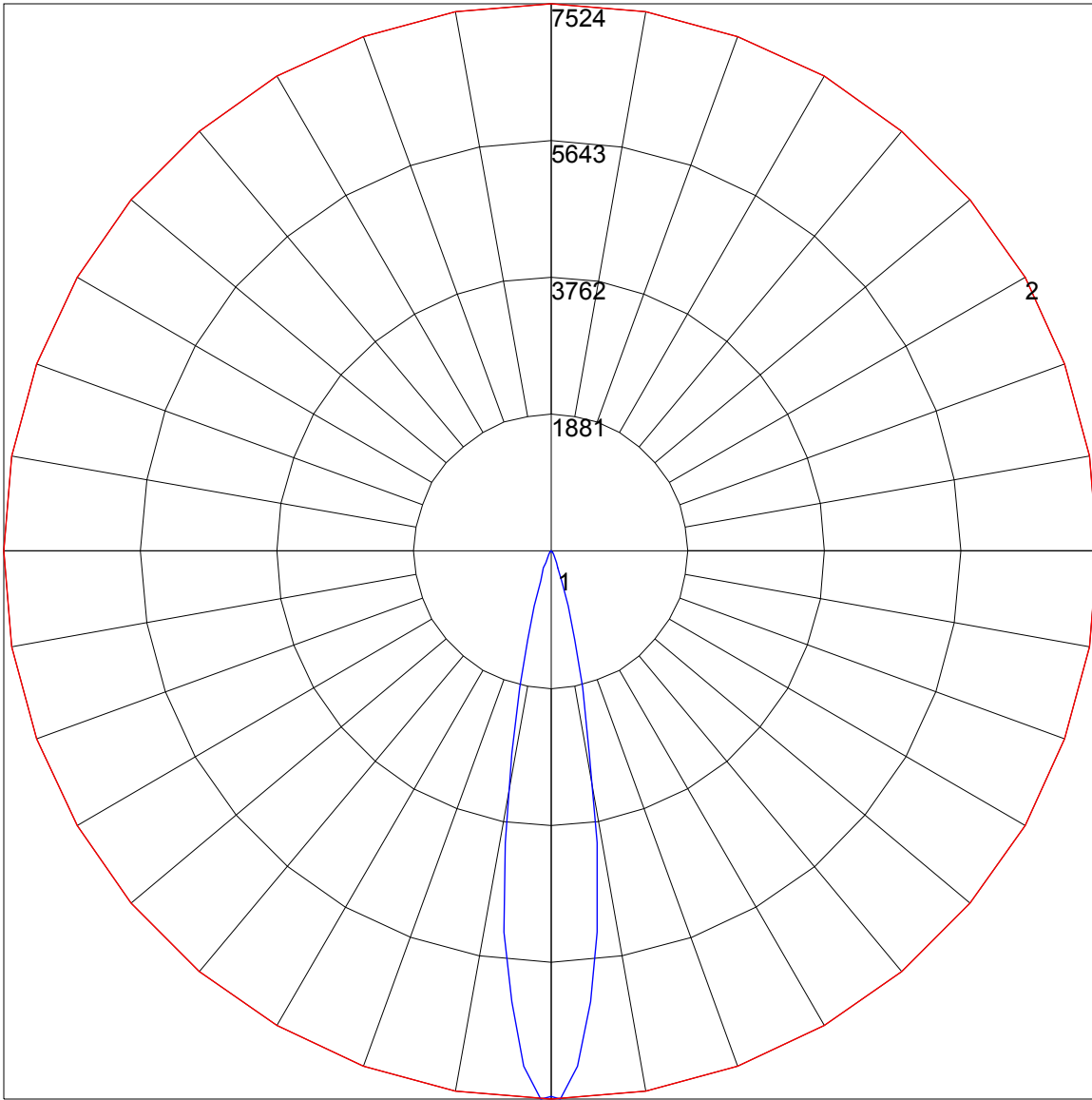
IES INDOOR REPORT
PHOTOMETRIC FILENAME : L081910657.IES

COEFFICIENTS OF UTILIZATION - ZONAL CAVITY METHOD

Effective Floor Cavity Reflectance 0.20

RC	80				70				50			30			10			0	
	RW	70	50	30	10	70	50	30	10	50	30	10	50	30	10	50	30	10	0
0	119	119	119	119	116	116	116	116	111	111	111	106	106	106	102	102	102	100	0
1	115	113	111	110	113	111	109	108	107	106	105	103	102	102	100	99	99	97	0
2	112	108	105	103	110	107	104	102	103	101	100	101	99	98	98	97	96	94	0
3	108	104	101	98	107	103	100	97	100	98	96	98	96	94	96	94	93	92	0
4	105	100	97	94	104	99	96	93	97	94	92	96	93	91	94	92	90	89	0
5	103	97	93	90	101	96	93	90	95	92	89	93	91	89	92	90	88	87	0
6	100	94	90	88	99	93	90	87	92	89	87	91	88	86	90	87	86	85	0
7	97	92	88	85	96	91	87	85	90	87	84	89	86	84	88	85	84	83	0
8	95	89	85	83	94	89	85	83	88	85	82	87	84	82	86	84	82	81	0
9	93	87	83	81	92	87	83	81	86	83	80	85	82	80	84	82	80	79	0
10	91	85	81	79	90	85	81	79	84	81	78	83	80	78	83	80	78	77	0

POLAR GRAPH



Maximum Candela = 7524 Located At Horizontal Angle = 0, Vertical Angle = 1
1 - Vertical Plane Through Horizontal Angles (0 - 180) (Through Max. Cd.)
2 - Horizontal Cone Through Vertical Angle (1) (Through Max. Cd.)

ILLUMINANCE CONE DIAGRAM: BEAM (50%)
MOUNT HEIGHT(Ft): 12

