



8165 E Kaiser Blvd.  
 Anaheim, CA 92808  
 www.lightlaboratory.com

Report No: L081910613



**Report No:** L081910613

**Issue Date:** 8/22/2019

**Report Prepared For:** Number Eight Lighting Company  
 526 Portal Street, Cotati, CA 94931

**Model Number:** 201-R-BV-HI-3000-15/DIM1-2-SO/FLR-2-BV-WH

**Test:** Photometric/Colorimetric/Electrical Test

**Standards Used:** Appropriate part or all test guidelines were used for test performed:  
*IESNA LM79: 2008* Approved Methods for Electrical and Photometric Measurements of Solid-State Lighting Products  
*ANSI NEMA ANSLG C78.377: 2008* Specification of the Chromaticity of Solid State Lighting Products  
*ANSI C82.77:2002:* Harmonic Emission Limits-Related Quality Requirements for Lighting Equipment

**Description of Sample:** Client submitted the sample. Received in working and undamaged condition. No modifications were necessary.

**Special Test Condition:** Fixture is tested with no special conditions.

**Sample Arrival Date:** 8/16/19

**Date of Tests:** 8/19/19 - 8/22/19

**Seasoning of Sample:** No seasoning was performed in accordance with IESNA LM-79.

**Equipment List**

Equipment Used	Model No	Stock No	Calibration Due Date
Chroma Programmable AC Source	61604	PS-AC02	--
Yokogawa Digital Power Meter	WT210	MT-EL06-S4	1/9/21
BK PRECISION	1747	PS-DC04	1/10/21
Fluke Digital Thermometer	52K/J	MT-TP05	1/10/21
LLI Type C Goniophotometer System	RMG-C-MKII	CD-LL04-GC	--
LLI 2M Sphere	2MR97	CD-SN03-S2	--
LLI Spectroradiometer	SPR-3000	MT-SC01-S2	Before Use

**General Information**

<b>Manufacturer:</b>	Number Eight Lighting Company
<b>Model Number:</b>	201-R-BV-HI-3000-15/DIM1-2-SO/FLR-2-BV-WH
<b>Driver Model Number:</b>	INTUITIVE SYSTEMS ISD-701-350-15-D

**Test Summary**

<b>Total Lumens:</b>	1039.78
<b>Efficacy:</b>	71.95
<b>Color Redering Index:</b>	92.5
<b>Correlated Color Temperature:</b>	3019
<b>Input Voltage (VAC/60Hz):</b>	120.04
<b>Input Current (Amp):</b>	0.1212
<b>Input Power (W):</b>	14.45
<b>Input Power Factor:</b>	0.9934
<b>Current ATHD (%):</b>	5.4%

**Test Condition**

<b>Ambient Temperature (°C):</b>	25.0
<b>Stabilization Time (Hours):</b>	0:45
<b>Total Operating Time (Hours):</b>	1:45


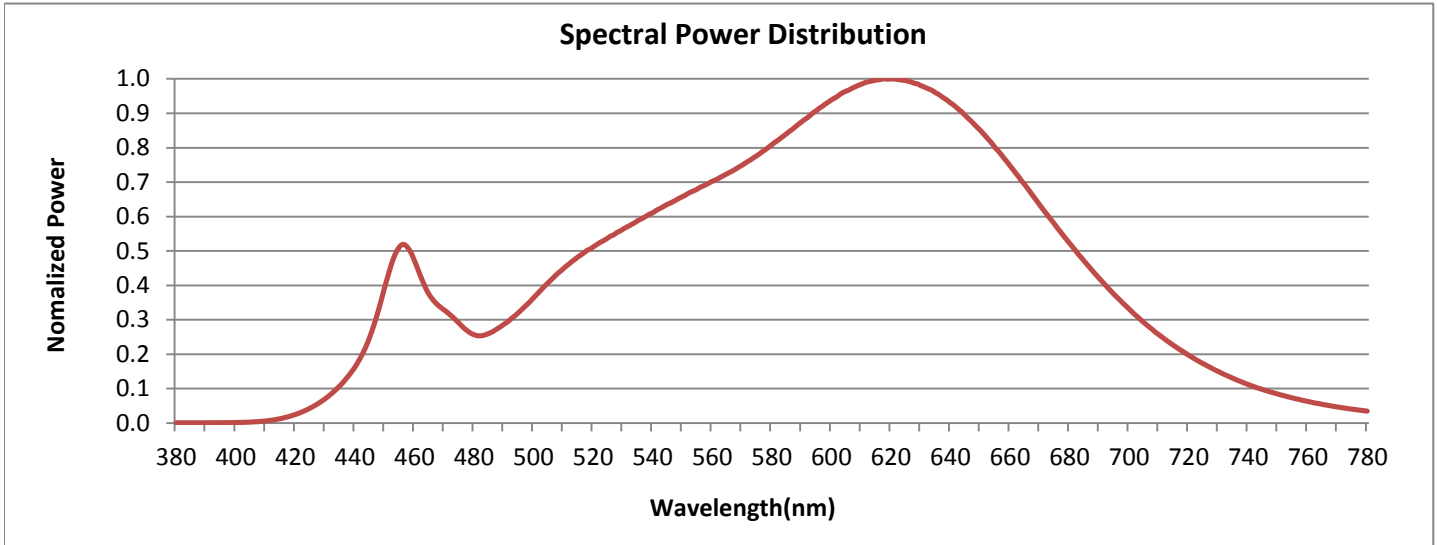


FIG. 1 LUMINAIRE

**Colorimetry Test Results**

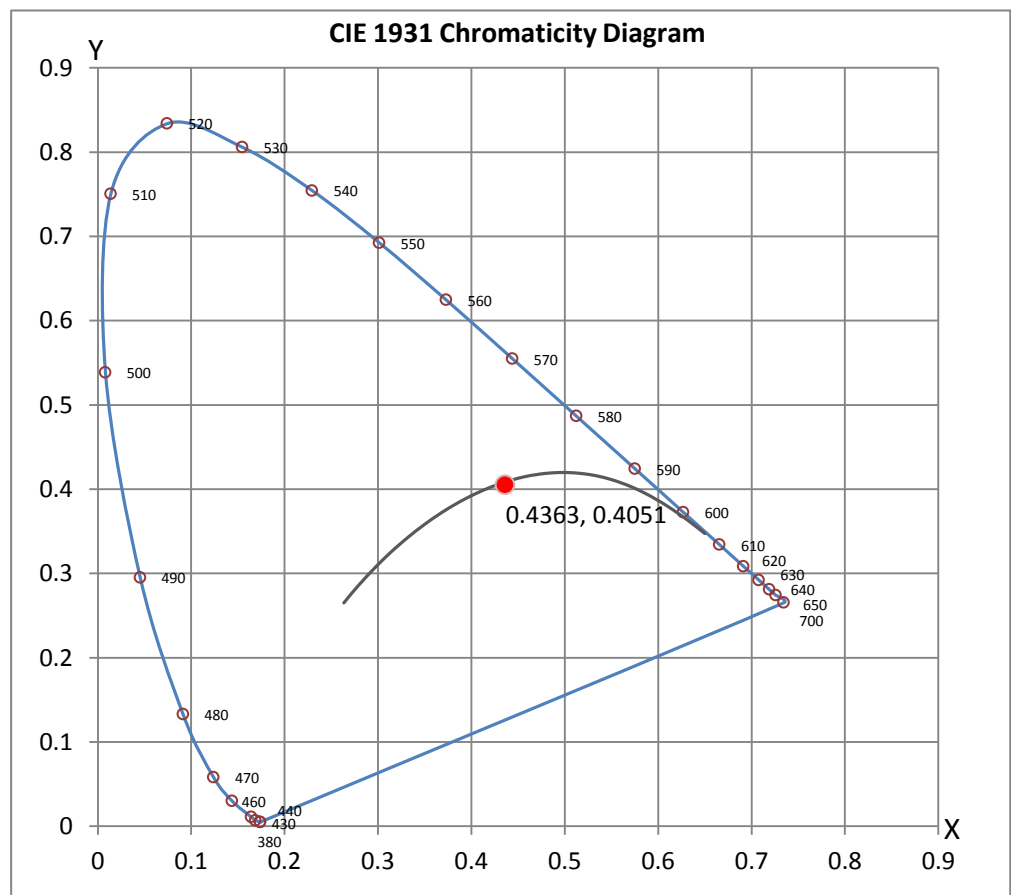


**CRI & CCT**

x	0.4363
y	0.4051
u'	0.2497
v'	0.5217
CRI	92.50
CCT	3019
Duv	0.00049

**R Values**

R1	92.50
R2	96.30
R3	98.34
R4	91.98
R5	92.04
R6	95.44
R7	91.95
R8	81.68
R9	59.27
R10	90.13
R11	92.27
R12	79.21
R13	93.57
R14	98.42
R15	88.67



## Test Methods

### Photometric Measurements - Goniophotometer

A Custom Light Laboratory Type C Rotating Mirror Goniophotometer was used to measure candelas(intensity) at each angle of distribution as defined by IESNA for the appropriate fixture type.

Ambient temperature is set to 25°C and is measured from the center of the fixture, within 1ft from the outside of the fixture. Temperature is maintained at 25°C throughout the testing process and the sample is stabilized for at least 30mins and longer as necessary for the sample to achieve stabilization.

Electrical measurements are measured using the listed equipment.

### Spectral Measurements - Integrating Sphere

A Sensing Spectroradiometer SPR-3000, in conjunction with Light Laboratory 2 meter integrating sphere was used to measure chromaticity coordinates, correlated color temperature(CCT) and the color rendering index(CRI) for each sample.

Ambient temperature is set to 25°C and is measured from the center of the fixture, within 1ft from the outside of the fixture. Temperature is maintained at 25°C throughout the testing process and the sample is stabilized for at least 30mins and longer as necessary for the sample to achieve stabilization.

Electrical measurements are measured using the listed equipment.

### Disclaimers:

This report must not be used by the customer to claim product certification, approval or endorsement by NVLAP, NIST or any agency of Federal Government.

Report Prepared by : Keyur Patel

Test Report Reviewed by:



Steve Kang  
Quality Assurance

*\*Attached are photometric data reports. Total number of pages: 10*



8165 E. Kaiser Blvd. Anaheim, CA 92808  
www.lightlaboratory.com

# Photometric Test Report

**IES INDOOR REPORT**  
**PHOTOMETRIC FILENAME : L081910613.IES**

## DESCRIPTION INFORMATION (From Photometric File)

IESNA:LM-63-2002  
[TEST] L081910613  
[TESTLAB] LIGHT LABORATORY, INC. (www.lightlaboratory.com)  
[ISSUEDATE] 8/22/2019  
[MANUFAC] Number Eight Lighting Company  
[LUMCAT] 201-R-BV-HI-3000-15/DIM1-2-SO/FLR-2-BV-WH  
[LUMINAIRE] LED Recessed Fixed Position Downlight, 3000K 90+ CRI, 15° Beam Spread,  
[MORE] Standard Output 1% Dimming Driver, Round Flanged Bevel Trim, 2.25" Aperture  
[BALLASTCAT] INTUITIVE SYSTEMS ISD-701-350-15-D  
[OTHER] INDICATING THE CANDELA VALUES ARE ABSOLUTE AND  
[MORE] SHOULD NOT BE FACTORED FOR DIFFERENT LAMP RATINGS.  
[INPUT] 120.04VAC, 14.45W  
[TEST PROCEDURE] IESNA:LM-79-08

## CHARACTERISTICS

Lumens Per Lamp	N.A. (absolute)
Total Lamp Lumens	N.A. (absolute)
Luminaire Lumens	1040
Total Luminaire Efficiency	N.A.
Luminaire Efficacy Rating (LER)	72
Total Luminaire Watts	14.45
Ballast Factor	1.00
CIE Type	Direct
Spacing Criterion (0-180)	0.34
Spacing Criterion (90-270)	0.34
Spacing Criterion (Diagonal)	0.34
Basic Luminous Shape	Circular
Luminous Length (0-180)	0.27 ft (Diameter)
Luminous Width (90-270)	0.27 ft (Diameter)
Luminous Height	0.00 ft

## LUMINANCE DATA (cd/sq.m)

Angle In Degrees	Average 0-Deg	Average 45-Deg	Average 90-Deg
45	3320	3320	3320
55	1310	1310	1310
65	1333	1333	1333
75	1451	1451	1451
85	0	0	0

CANDELA TABULATION

	<u>0</u>
0.0	7404
1.0	7430
3.0	6912
5.0	6061
7.0	5212
9.0	4090
11.0	2924
13.0	1989
15.0	1290
17.0	786
19.5	409
22.5	241
25.5	166
29.0	121
33.0	86
37.5	49
42.5	16
47.5	9
55.0	4
65.0	3
75.0	2
85.0	0
90.0	0

**IES INDOOR REPORT**  
**PHOTOMETRIC FILENAME : L081910613.IES**

**ZONAL LUMEN SUMMARY**

Zone	Lumens	%Lamp	%Fixt
0-20	878.99	N.A.	84.50
0-30	969.75	N.A.	93.30
0-40	1012.34	N.A.	97.40
0-60	1032.81	N.A.	99.30
0-80	1038.7	N.A.	99.90
0-90	1039.78	N.A.	100.00
10-90	607.38	N.A.	58.40
20-40	133.35	N.A.	12.80
20-50	149.65	N.A.	14.40
40-70	23.78	N.A.	2.30
60-80	5.89	N.A.	0.60
70-80	2.57	N.A.	0.20
80-90	1.08	N.A.	0.10
90-110	0.00	N.A.	0.00
90-120	0.00	N.A.	0.00
90-130	0.00	N.A.	0.00
90-150	0.00	N.A.	0.00
90-180	0.00	N.A.	0.00
110-180	0.00	N.A.	0.00
0-180	1039.78	N.A.	100.00

Total Luminaire Efficiency = N.A.%

**ZONAL LUMEN SUMMARY**

Zone	Lumens
0-10	432.39
10-20	446.60
20-30	90.75
30-40	42.60
40-50	16.30
50-60	4.17
60-70	3.32
70-80	2.57
80-90	1.08
90-100	0.00
100-110	0.00
110-120	0.00
120-130	0.00
130-140	0.00
140-150	0.00
150-160	0.00
160-170	0.00
170-180	0.00

**IES INDOOR REPORT**  
**PHOTOMETRIC FILENAME : L081910613.IES**

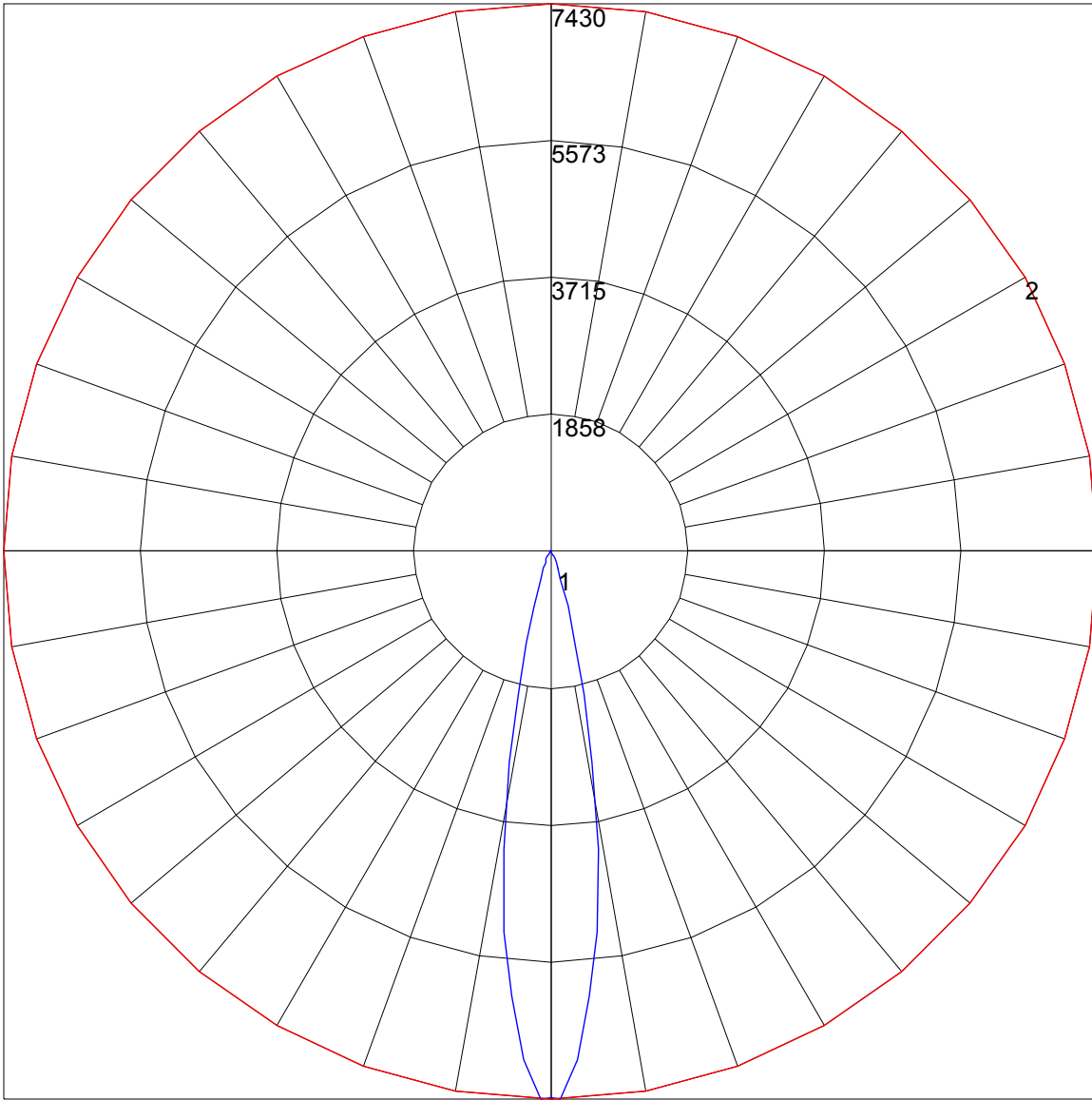
**COEFFICIENTS OF UTILIZATION - ZONAL CAVITY METHOD**

Effective Floor Cavity Reflectance 0.20

RC	80				70				50			30			10			0	
	RW	70	50	30	10	70	50	30	10	50	30	10	50	30	10	50	30	10	0
0	119	119	119	119	116	116	116	116	111	111	111	106	106	106	102	102	102	100	0
1	115	113	111	109	113	111	109	108	107	106	104	103	102	101	100	99	98	97	97
2	111	108	105	102	109	106	104	101	103	101	99	100	99	97	98	96	95	94	94
3	108	103	100	97	106	102	99	96	100	97	95	97	95	93	95	94	92	91	91
4	105	100	96	93	103	99	95	92	97	94	91	95	92	90	93	91	89	88	88
5	102	96	92	89	101	95	92	89	94	91	88	92	90	88	91	89	87	86	86
6	99	93	89	86	98	93	89	86	91	88	86	90	87	85	89	86	85	84	84
7	97	91	87	84	96	90	86	84	89	86	83	88	85	83	87	84	82	81	81
8	94	88	84	81	93	88	84	81	87	83	81	86	83	81	85	82	80	79	79
9	92	86	82	79	91	85	82	79	85	81	79	84	81	79	83	81	79	78	78
10	90	84	80	77	89	83	80	77	83	79	77	82	79	77	81	79	77	76	76



POLAR GRAPH



Maximum Candela = 7430 Located At Horizontal Angle = 0, Vertical Angle = 1  
# 1 - Vertical Plane Through Horizontal Angles (0 - 180) (Through Max. Cd.)  
# 2 - Horizontal Cone Through Vertical Angle (1) (Through Max. Cd.)

ILLUMINANCE CONE DIAGRAM: BEAM (50%)  
MOUNT HEIGHT(Ft): 12

