

# HOUSING: **804-I.C.** LAMP MODULE: **L2-WALL WASH | LED**

Project Name	
Date	Type
Prepared By	
Comments	
Catalog # <b>804 / L2</b> - - - / / - /	



526 Portal Street  
Cotati, CA 94931  
USA  
P 707.794.0888  
F 707.795.4379  
www.8lighting.com

All No. 8 Lighting fixtures and components are UL/CSA listed. No. 8 Lighting trims and lamp modules are protected by one or more U.S. Patents. No. 8 Lighting reserves the right to change details of design, materials, and finish.

© 2019 No. 8 Lighting  
Doc # 91192-11.9



## PRODUCT FEATURES

### HOUSING

- **804** IC-Rated for direct contact with standard or spray-foam thermal insulation with a max combined R-Value of R49 (may also be installed in Non-IC applications). Meets Washington State Airtight Standard WAC 51-11-0502 and in accordance with ASTM E283 to reduce energy loss. CCEA plenum rated for City of Chicago environmental air spaces.
- Accepts **J2**, **K2**, **L2**, and **M2** LED Lamp Modules and all **800 Series** Trim Assemblies. Note: Minimum 6" ceiling space required when used with **INSET** and **BEVEL** Series Trim Assemblies.
- Includes bar hangers (for joist mounting) standard.

### Lamp Module

- **L2** Fixed position wall wash lamp module with integral 4" SQUARE or ROUND trim plate and 1.75" aperture fits into all 800 Series Seamless trim assemblies.
- Includes factory installed wall wash lens and 40° optic.
- UL listed for use in dry, damp, or wet locations (covered ceiling applications only). Not for use in steam applications.

### LED Options

- **HI** 3000K 92+ CRI White LED. Minimum 2-Step color binning.
- **WD** 3000-1800K 97+ CRI Warm Dim LED. Minimum 3-Step color binning.

### Optical Accessories (Optional)

- Field interchangeable color filtering lenses include: **CF24-2400°K**, **CF27-2700°K**, & **CF35-3500°K**.

### Trim Finish Options

- Available in many designer finishes including: White, Polished Nickel, Satin Nickel, Oil-Rubbed Bronze, and Black.

### Dimming Options

- **DIM1-8** Phase dimming LED driver with 120v/60Hz input. Dimmable to 1% using compatible Forward or Reverse-Phase dimmers.
- **DIM2-8** 0-10v LED dimming driver with 120-277v/60Hz input. Dimmable to 1% using compatible 0-10v dimmers.
- **PR1-8** Premium phase dimming LED driver with 120v/60Hz input. Dimmable to 0.1% using compatible Forward or Reverse-Phase dimmers.
- **EL1-8** EldoLED 0-10v LED dimming driver with 120-277v/60Hz input. Dimmable to 1% using compatible 0-10v dimmers.
- **EL2-8** EldoLED DALI LED dimming driver with 120-277v/60Hz input. Dimmable to 1% using DALI compatible dimmers.
- **LU1-8** Lutron Hi-lume 1% 2-wire LED driver (120v Forward Phase only). 120v/60Hz input.
- **LU2-8** Lutron Hi-lume 1% EcoSystem LED driver with Soft-on, Fade-to-Black. 120-277v/60Hz input.
- **LU4-8** Lutron Hi-lume 0.1% EcoSystem LED driver with Soft-on, Fade-to-Black. 120-277v/60Hz input.

For complete list of compatible dimmers, see [8lighting.com/resources-downloads](http://8lighting.com/resources-downloads)

### Output\*

- **1000** Standard output. Delivers up to 330 lumens at 15 watts.
- **1000-WD** Standard output – Warm Dimming. Delivers up to 350 lumens at 14.7 watts.
- **1400** High output. Delivers up to 570 lumens at 20.7 watts.

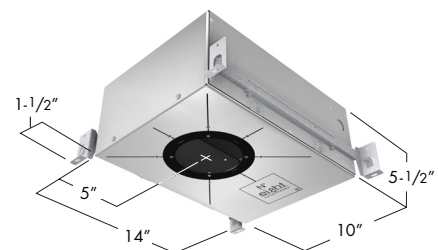
\*Output may vary depending on trim type and optical accessories used.

For photometric files in PDF and IES formats, see [8lighting.com/800-series-photometry](http://8lighting.com/800-series-photometry)

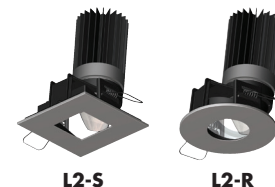
### Mounting Accessories (Optional)

- **TBC** T-Bar mounting clips (set of four)
- **PMB** panel mount brackets (set of two)

For low standard output options, ambient temperatures in ceiling space should not exceed 40°C (104°F) during normal operation. For high output options, ambient temperatures should not exceed 25°C (77°F).



**804 - I.C. HOUSING**



**L2 - LED WALL WASH**

PRODUCT SPECIFIER/PRODUCT ORDER NUMBER

**804**

**/ L2-**

HOUSING

/ LAMP MODULE

- LED OPTIONS

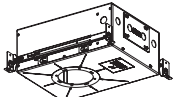
- OPTICAL ACCESSORIES (Optional)

/ TRIM FINISH

/ DIMMING OPTIONS

- OUTPUT

/ MOUNTING ACCESSORIES (Optional)



**804**  
New Construction – AIRTIGHT-I.C.

10"W\* x 14"L\* x 5 1/2"H

Accepts All No. 8 Lighting LED Lamp Modules

\*Add 3" to length or width to accommodate bar hangers

LED WALL WASH



**L2-S**  
4" SQUARE module w/ integral trim plate fits into square Seamless Series™ trim assemblies



**L2-R**  
4" ROUND module w/ integral trim plate fits into round Seamless Series™ trim assemblies

**HI**  
3000K White LED  
**WD\***  
3000-1800K Warm Dim LED  
\*Available in standard output only

**CF24**  
2400°K Color Filtering Lens  
**CF27**  
2700°K Color Filtering Lens  
**CF35**  
3500°K Color Filtering Lens

**WH**  
WHITE  
Field paintable to match ceiling finish  
**PN**  
POLISHED NICKEL\*  
**SN**  
SATIN NICKEL\*  
**OB**  
OIL-RUBBED BRONZE\*  
**BK**  
BLACK\*  
\*Specialty finish. Additional lead time required

**DIM1-8**  
Forward or Reverse-Phase 1% Dimming  
**DIM2-8**  
0-10v 1% Dimming  
**PR1-8\***  
Premium Forward or Reverse-Phase 0.1% Dimming  
**EL1-8**  
EldoLED 0-10v 1% Dimming  
**EL2-8**  
EldoLED DALI 1% Dimming  
**LU1-8**  
Lutron Hi-Lume Forward-Phase 1% Dimming  
**LU2-8**  
Lutron Hi-Lume Eco System 1% Dimming  
**LU4-8**  
Lutron 0.1% EcoSystem Dimming  
\*Not available with WD option

**1000**  
Standard output  
**1000-WD**  
Standard output – Warm Dimming  
**1400\***  
High output  
\*Not available w/ LU2-8 or LU4-8 dimming options

**TBC**  
T-BAR MOUNTING CLIPS (Set of four)  
**PMB**  
PANEL MOUNTING BRACKETS (Set of two)

One field interchangeable optic option included standard. Up to two additional optical accessories can be accommodated. Bar hangers (for joist mounting) are included standard. Optional mounting accessories shipped separately. **Warranty:** All No. 8 Lighting products are warrantied for 5 years.

**804/L2 PERFORMANCE SUMMARY**

LED	Output	CCT	CRI	Delivered Lumens	System Wattage	Delivered LPW	R1	R2	R3	R4	R5	R6	R7	R8	R9	R10	R11	R12	R13	R14
HI	1000	3000	92+	290-330	15	19-22	92.5	96.8	99.2	92.0	92.2	96.4	91.2	79.9	55.6	91.6	93.1	82.5	93.7	99.4
WD*	1000-WD	3000-1800	97+	293-351	14.7	20-24	99.1	99.3	96.5	98.8	98.8	97.1	97.3	95.9	90.8	97.0	97.1	83.3	99.4	97.0
HI	1400	3000	92+	477-573	20.7	23-28	93.5	99.0	96.2	91.1	93.3	96.9	89.1	79.0	56.6	96.7	92.5	83.4	95.4	98.8


LAMP MODULE L2 – LED WALL WASH

Lamp Module L2 incorporates the magnetic trim plate into the lamp module assembly, and is available with either a SQUARE or ROUND trim plate (Seamless Series™ only).

Lamp Module L2 patent pending lens and lamp holder system designed to evenly wash walls. Trim kit assemblies are available for plaster, wood, stone or acoustic tile ceilings.

Lamp Module L2 is available in many designer finishes: White, Polished Nickel\*\*, Satin Nickel\*\*, Oil-Rubbed Bronze\*\*, and Black\*\*.


**\*\*Lot variations in specialty finishes may occur. Ordering ALL trim kits and matching L2-HI Modules at the same time is recommended to minimize variations in finishes.**




WH - WHITE (SQUARE)




WH - WHITE (ROUND)




PN POLISHED NICKEL



SN SATIN NICKEL

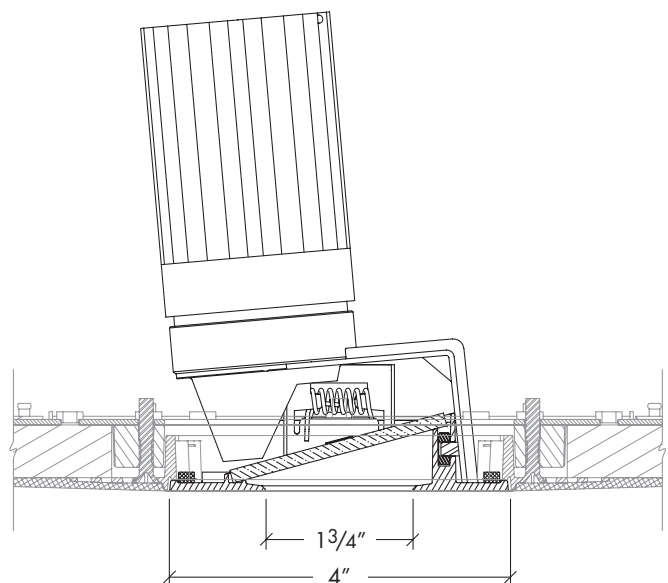


OB OIL-RUBBED BRONZE



BK BLACK

LAMP MODULE L2 – TRIM ASSEMBLY CROSS SECTION DETAIL



**Note:** Cross sections are for illustration purposes only. Refer to housing installation instructions for complete installation details.